


e (1)
B (2)
G (3)
D (4)
A (5)
E (6)




A guitar staff with six horizontal lines. On the left side, there are fret markers for frets 1 through 6. The letters 'T', 'A', and 'B' are placed on the second, fourth, and fifth strings respectively, indicating fret positions.

e (1)
B (2)
G (3)
D (4)
A (5)
E (6)




A guitar staff with six horizontal lines. On the left side, there are fret markers for frets 1 through 6. The letters 'T', 'A', and 'B' are placed on the second, fourth, and fifth strings respectively, indicating fret positions.

e (1)
B (2)
G (3)
D (4)
A (5)
E (6)




A guitar staff with six horizontal lines. On the left side, there are fret markers for frets 1 through 6. The letters 'T', 'A', and 'B' are placed on the second, fourth, and fifth strings respectively, indicating fret positions.

e (1)
B (2)
G (3)
D (4)
A (5)
E (6)




A guitar staff with six horizontal lines. On the left side, there are fret markers for frets 1 through 6. The letters 'T', 'A', and 'B' are placed on the second, fourth, and fifth strings respectively, indicating fret positions.

e (1)
B (2)
G (3)
D (4)
A (5)
E (6)



A guitar staff with six horizontal lines. On the left side, there are fret markers for frets 1 through 6. The letters 'T', 'A', and 'B' are placed on the second, fourth, and fifth strings respectively, indicating fret positions.

e (1)
B (2)
G (3)
D (4)
A (5)
E (6)



A guitar staff with six horizontal lines. On the left side, there are fret markers for frets 1 through 6. The letters 'T', 'A', and 'B' are placed on the second, fourth, and fifth strings respectively, indicating fret positions.

e (1)
B (2)
G (3)
D (4)
A (5)
E (6)



A guitar staff with six horizontal lines. On the left side, there are fret markers for frets 1 through 6. The letters 'T', 'A', and 'B' are placed on the second, fourth, and fifth strings respectively, indicating fret positions.